




## Existing properties

Sust. Target	Parameter (KPI)	Description
	Energy intensity in operation <sup>3</sup>	The energy consumption of the respective property includes the hot water supply, the energy consumption for heating and the general electricity consumption. Due to data availability, tenant electricity is currently excluded. The respective energy consumption is set in relation to the energy reference area (ERA).
	Proportion of renewable energy heat and general electricity	The energy mix for general electricity describes the ratio of green electricity for general electricity to the total amount of general electricity.
	Greenhouse gas intensity of operation	The greenhouse gas emissions in operation are calculated based on the energy consumption and the CO <sub>2</sub> e profile (GHG Protocol) of the respective energy source and set in relation to the energy reference area (ERA).

<sup>3</sup> Without tenant electricity